




 CONSTRUCTION FOR DETOURS
 $\bar{E}=123.45$ PERMANENT FLOWLINE
 $\bar{E}=123.45$ TEMPORARY FLOWLINE

 CONSTRUCTION PHASE 1
 CONSTRUCTION PHASE 2
 CONSTRUCTION PHASE 3

NOTE: EXISTING UTILITIES SHOWN AT AN ESTIMATED DEPTH OF 4.00' BELOW EXISTING GROUND AT THE SURVEYED HORIZONTAL LOCATION.

