


 CONSTRUCTION FOR DETOURS  
 E=123.45 PERMANENT FLOWLINE  
 E=123.45 TEMPORARY FLOWLINE

 CONSTRUCTION PHASE 1  
 CONSTRUCTION PHASE 2  
 CONSTRUCTION PHASE 3

NOTE: EXISTING UTILITIES SHOWN AT AN ESTIMATED DEPTH OF 4.00' BELOW EXISTING GROUND AT THE SURVEYED HORIZONTAL LOCATION.

