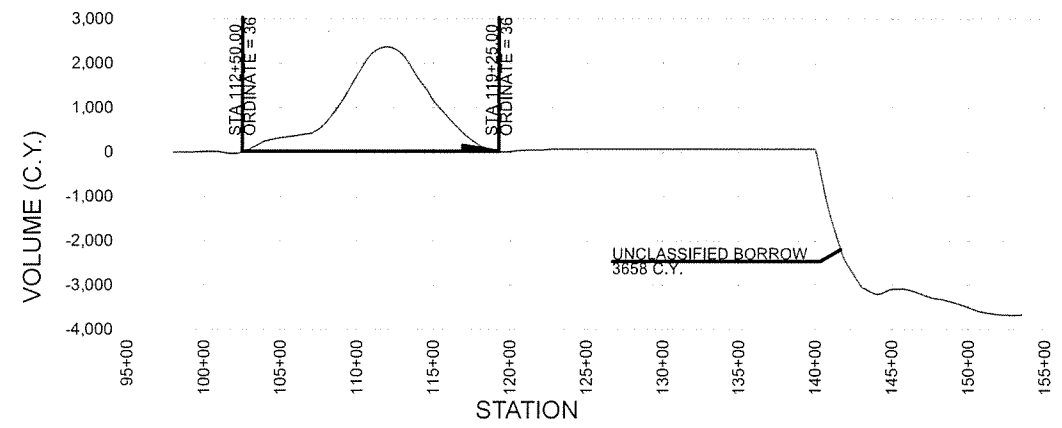


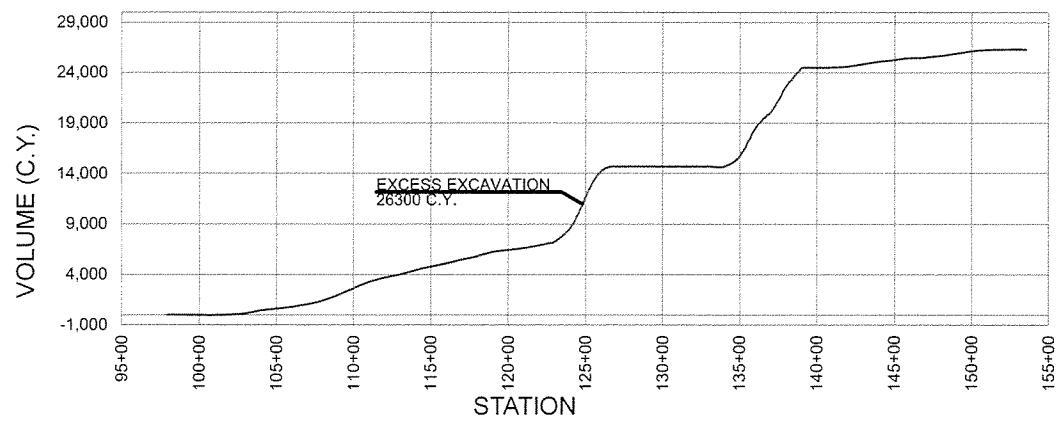
PHASE 1: CRL SH-16
SHEET ESTIMATE #1
STA. 100+00.00 TO STA. 155+00.00

UNCL EXCAV.	13129	C.Y.
BORROW (+15%)	47703	C.Y.
UNCL BORROW	34574	C.Y.
EXCESS EXCAV.	-	C.Y.



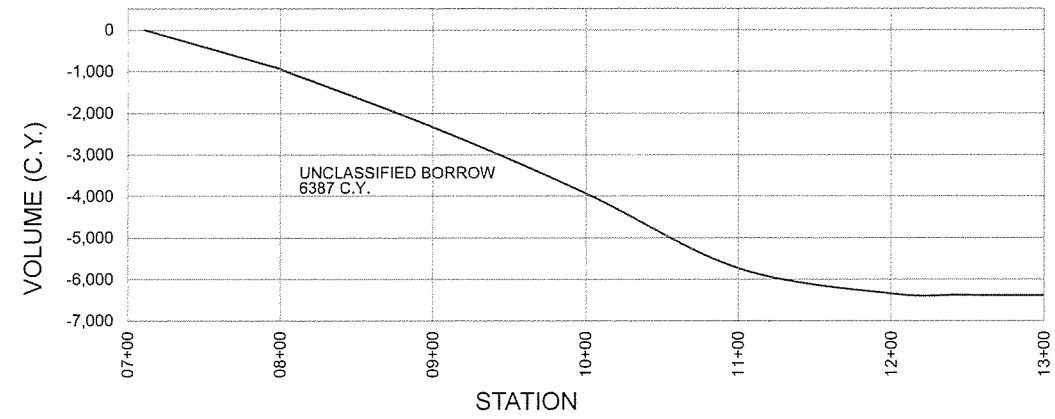
PHASE 2: CRL SH-16
SHEET ESTIMATE #3
STA. 100+00.00 TO STA. 155+00.00

UNCL EXCAV.	5144	C.Y.
BORROW (+15%)	8802	C.Y.
UNCL BORROW	3658	C.Y.
EXCESS EXCAV.	-	C.Y.



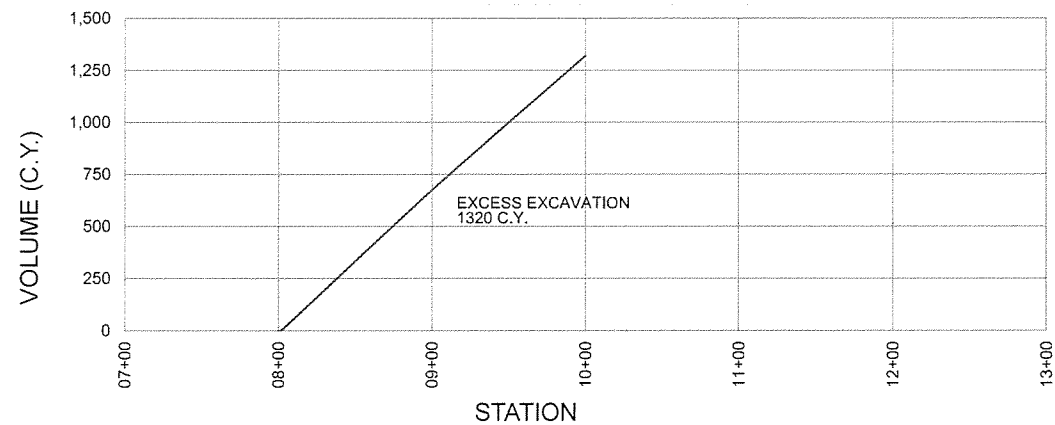
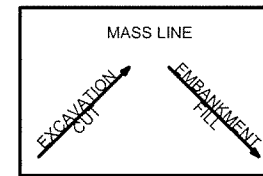
PHASE 3: CRL SH-16
SHEET ESTIMATE #4
STA. 100+00.00 TO STA. 155+00.00

UNCL EXCAV.	27842	C.Y.
BORROW (+15%)	1542	C.Y.
UNCL BORROW	-	C.Y.
EXCESS EXCAV.	26300	C.Y.



PHASE 1: CRL 251st
SHEET ESTIMATE #2
STA. 7+00.00 TO STA. 13+00.00

UNCL EXCAV.	279	C.Y.
BORROW (+15%)	6666	C.Y.
UNCL BORROW	6387	C.Y.
EXCESS EXCAV.	-	C.Y.



PHASE 1: CRL 251st
SHEET ESTIMATE #5
STA. 7+00.00 TO STA. 13+00.00

UNCL EXCAV.	1320	C.Y.
BORROW (+15%)	0	C.Y.
UNCL BORROW	-	C.Y.
EXCESS EXCAV.	1320	C.Y.

DESIGN	RBH	I-16	S.H.-16 OVER CHICKEN CREEK
DRAWN	RBH	4-16	
CHECKED	TAC	5-16	
APPROVED			
SQUAD	SCHEMMER		

MASS HAUL
DIAGRAMS

STATE JOB NO. 28858(04) SHEET NO. 52
CREEK COUNTY SH-16