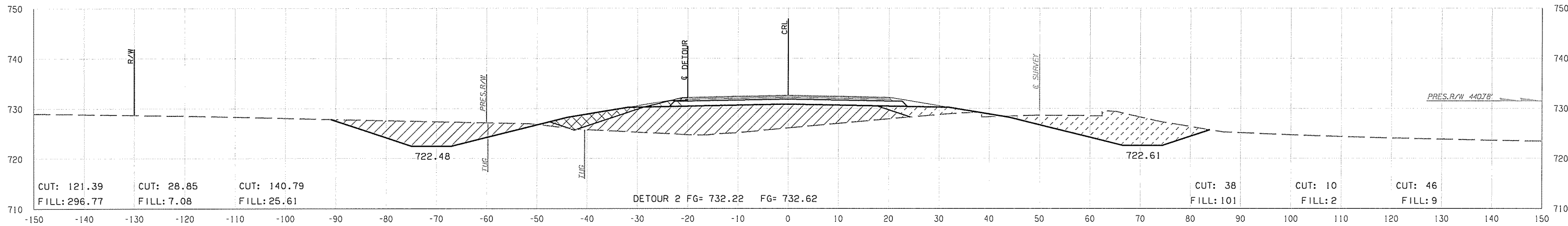


OKLAHOMA DEPARTMENT OF TRANSPORTATION						
FED. ROAD DIST. NO.	STATE	JOB PIECE NO.	FISCAL YEAR	SHEET NO.	TOTAL SHEETS	
6	OKLA.					
DESCRIPTION		REVISIONS		DATE		

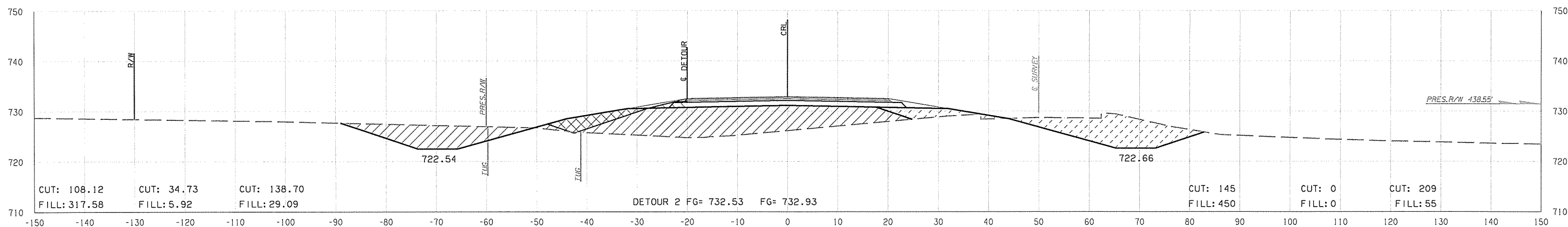
END AREAS (SF)

VOLUMES (CY)

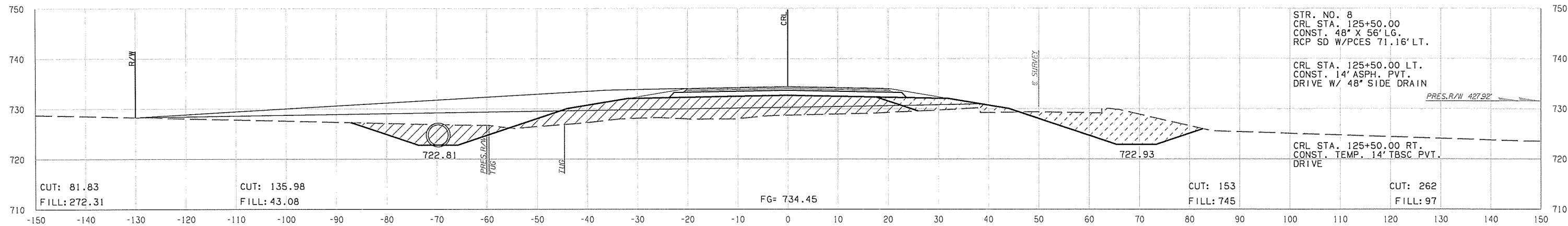
PHASE 1 PHASE 2 PHASE 3 PHASE 4 PHASE 1 PHASE 2 PHASE 3 PHASE 4



126 + 00.00



BEGIN DETOUR 2
125 + 91.15

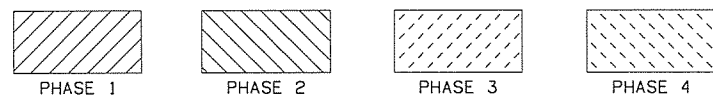


125 + 50.00

STR. NO. 8
CRL STA. 125+50.00
CONST. 48' X 56' LG.
RCP SD W/PCES 71.16' LT.

CRL STA. 125+50.00 LT.
CONST. 14' ASPH. PVT.
DRIVE W/ 48' SIDE DRAIN

CRL STA. 125+50.00 RT.
CONST. TEMP. 14' TBSC PVT.
DRIVE



Y:\Division 6\UP27075 (04) Creek\IGN\PROJECT DGN\127075 (04) Xsecs.dgn